

Golf Gossip



May 2023, Volume 5—Cinco de Mayo Merriment

From the President



Hey there, golfing gals! It seems we are finally in full spring swing, and oh what a relief it is. We had a cold wintery start, but soon enough we will be crying the hot summer blues.

In June we have a full schedule starting off with Women's Golf Day on June 6th. Be sure to pre-register for the free clinics offered by Carson Valley Golf Course to hone your golfing skills. Click on this link for

more information: [Women's Golf Day](#)

Then, on June 20th we are hosting the Fallon Women's Golf Club for our annual Home 'N Home tournament. It starts off

with a continental breakfast, four-person scramble tee-off at 9:00 a.m., a delicious lunch from our own talented culinary connoisseur, Chef Steve, and closing with an outstanding grand finale gift basket raffle. You don't want to miss even one happening that day!

Oh, and don't forget to get your Hawaiian haute couture on! We are celebrating island style with our Fallon friends!


Let's go golfing!

Judy Brooke
President



What's Inside:

How to Clean Your Gloves	2
May Tournament Play Results	4
Dear Patti (Red/Yellow Stakes)	5
HSTP Tournament Dates	5
May Photos from the Tribe	6
NNGA Play Days	6
May 23rd Play Day Photos	7
NNGA Tournament Schedule	8
Couples Golf (Wine & Nine)	8
Phantom of the Open	8
June Birthdays	8
Yoga for Golf @ CVGC	9



How to Clean Golf Gloves *by Nick Lomas at Golf Span*



Anyone who's played a few rounds with a golf glove will know that it doesn't take much for your glove to stain or get dirty. Exposed to the sweat from your hands, the elements, and friction against the golf club grip, golf gloves can quickly lose their spark.

What many golfers don't realize is that golf gloves are actually very easy to clean. By taking care of them, you can extend their durability and maintain performance. So before you head out and drop another \$15 on a new one, here's all you need to know about how to clean golf gloves.

A Quick Clean

If you get in from a round of golf and find that your glove is looking a bit ragged from dirt and sweat, there's a quick method you can use to give it a good wash.

With the glove on your hand, pour some cold water over it. Don't use warm water, as it can easily damage the materials.

Next, grab a towel and gently rub the glove. This will effectively remove grit and dirt particles, and should wipe away the majority of the perspiration.

The best way to dry the glove is to leave it on your hand and let it air dry. This will help it to retain its form, preventing it from shrinking. Don't use a hairdryer or any other kind of heat source—these will ruin the leather.

A More Thorough Clean

If your glove is starting to look particularly worse for wear, you might be able to rescue it with a thorough clean involving soap.

Start by removing the debris from your glove. You can do this with your hand, or with a soft brush.

Next, fill your sink or a bucket with cool water, and add 2 tablespoons of a mild, moisturizing liquid soap. You could also add a tablespoon of fabric softener—this will help to keep your glove soft and remove any odors.

Soak your glove in the soapy water for around 20 minutes. Swirl it around a bit to ensure that the soap activates all over the glove.

Keeping the glove submerged, squeeze the water through the inside of the glove, rubbing the material against itself to clean it. It's best not to scrub the glove with a brush, as it can induce further wear.

Another technique is to wash your hands while wearing the glove. It might feel weird, but it's a good way of ensuring a thorough clean.

With the glove thoroughly cleaned, rinse it off with cool water, and leave it to air dry. Leave it on a towel, or hanging over a sink. It's a good idea to periodically put the glove on your hand as it dries – this prevents the material from shrinking.

It will probably take a few hours for the glove to dry. To speed up the process, you could wring it out—just don't be too aggressive with it as wet leather is prone to tearing.

Can You Wash Golf Gloves In The Washing Machine?

It's recommended that you keep golf gloves away from washing machines. For leather gloves, in particular, the heat, moisture, and rough and tumble are a potentially fatal combination. Synthetic golf gloves might be more agreeable, but it's still not advised.



How to Clean Golf Gloves (cont.)

Can You Put Golf Gloves In The Dryer?

Nope! The sheer heat of dryers is a cold-hearted killer of golf gloves, causing them to crack and/or shrink.

Instead, you should always air dry them. If you can find a sunny spot, it will be faster—just be aware that, as it dries, leather tends to shrink, so you should periodically stretch it out while it's drying to help it retain its form.

Other Golf Glove Care Tips

Aside from regularly cleaning them, there are a number of things you can do to extend your glove's life.

- **Never use your club to wipe perspiration from your face, forehead, or arms:** Sweat contains salt, and salt has a way of dehydrating leather at an alarming rate. Sure, golf gloves are designed to deal with sweat from your hands, but if you start using them like a sweat towel, they'll quickly start to suffer.
- **Avoid cleaning things with your glove:** It can be very tempting to wipe dirt off your ball or club with your glove, but this is a bad idea. Not only will it muddy up the glove, but the friction will also cause it to wear out faster.
- **Air out your glove in between holes:** It may seem like a hassle, but taking off your glove after each hole will give it some time to breathe, which helps to keep it dry. You could stick it in your back pocket, or hang it from your bag. Some golfers even bring an extra glove out with them, and alternate between the two. This means that you can always have a dry glove on hand.
- **Don't shove your glove into your bag at the end of the round:** If it's scrunched up and put into a pocket of your bag, it will take forever to dry. And when it does dry, it will likely be damaged. Instead, you should hang it from

the exterior of your bag to let it air and dry out. Once it's dry, it should be fine to store in your bag.

When Should You Replace Your Golf Glove?

Even if you take the best possible care of your glove by following our 'how to clean golf gloves' guide, your golf glove will eventually need replacing. Since their main purpose is to absorb perspiration in order to give you a better grip of your club, it's only natural that they eventually break down.

The dirt might be so ingrained into your glove that it simply cannot be washed away—that's usually a good indicator that it's time to get rid. Similarly, you might notice some holes or cracks in your glove. This is irreparable damage, so you should probably go ahead and purchase a new one.


Also, if your glove has shrunk, stretched, or has become too stiff, then it's become a discomfort rather than a helpful aid. Continued use will do you no favors.

Final Thoughts

Golf gloves naturally fade away, and they aren't *too* expensive, but you could still save a lot of money by properly caring for your glove and using our 'how to clean golf gloves' guide. Even if it's just a quick wipe down with some cool water, keeping your glove clean will extend its life markedly.

An occasional wash with soap is highly recommended. As long as you avoid hot water, treat them gently, and allow them to air dry, you should have no problems. Equally, taking good care of your glove on the course as well as at home will keep you swinging with more grip and style for much longer.

Click on this link for the online article from Golf Span:
[Glove Cleaning](#)



May Play Results

May 9th Odd Front/Even Back

- **GROSS:** Vickie Rutledge
- **Net Flight One:**
 - ♦ Julie Marraccini
 - ♦ Vickie Oland
 - ♦ Donna Sugden
 - ♦ Sandy Trainer
- **Net Flight Two:**
 - ♦ Margie Stephens
 - ♦ Beverly Hefferly
 - ♦ Mary Milligan
 - ♦ Debbie Steele
- **Net Flight Three:**
 - ♦ Debbie Warzynski
 - ♦ Jan Nolan
 - ♦ Sara Cleary
 - ♦ Gail Ellingwood
- **Net Flight Four:**
 - ♦ Jan Lieberman
 - ♦ Mary Stevens
 - ♦ Dianne Ford
 - ♦ Clarice Lommori
- **Closest to the Pin:**
 - ♦ Vickie Rutledge (Hole #1)
 - ♦ Margie Stephens (Hole #18)
- **Chip-Ins:**
 - ♦ Jan Lieberman, Julie Marraccini, Mary Milligan



May 16th Par 3s and 5s (1/2 Handicap)

- **First Place Team:**
 - ♦ Linda Davis
 - ♦ Janet Brown
 - ♦ Gail Ellingwood
 - ♦ Mary Stephans
- **Second Place Team:**
 - ♦ Debbie Knapp
 - ♦ Mary Milligan
 - ♦ Debbie Warzynski
 - ♦ Sherrie Thorne
- **Third Place Team:**
 - ♦ Diane Bartsch
 - ♦ Jan Nolan
 - ♦ Lehua Shank
 - ♦ Patti Parker
- **Fourth Place Teams (3-way tie):**
 - ♦ Becksted, Kemp, Woodruff, Felix
 - ♦ Dufty, Brooke, Stephens, Percival
 - ♦ Trainer, Johnston, Hefferly, Lommori
- **Closest to the Pin:**
 - ♦ Hole #1: Sherrie Thorne
 - ♦ Hole #13: D-D Woodruff
 - ♦ Hole #17: Margie Stephens
- **Chip-Ins:**
 - ♦ Joni Becksted



May 23rd Stroke Play (HSTP Qualifying)

- **GROSS:**
Linda Davis
- **Net Flight One:**
 - ♦ Debbie Knapp
 - ♦ Sandy Trainer
 - ♦ Diane Bartsch
- **Net Flight Two:**
 - ♦ Lorna Johnston
 - ♦ Mary Milligan
 - ♦ Debbie Steele
- **Net Flight Three:**
 - ♦ Sara Cleary
 - ♦ Jan Nolan
- **Net Flight Four:**
 - ♦ Debi Lang
 - ♦ Judy Brooke
 - ♦ Jan Lieberman
- **Chip-ins:**
 - ♦ Louise Sparks
 - ♦ Jan Lieberman
- **Closest to the Pin:**
 - ♦ Linda Davis (Hole #1)
 - ♦ Debi Lang (Hole #5)





Dear Patti *Patti Parker's Monthly Rules Advice Column*

Dear Patti,


I was hitting the ball great and then I hit it in the water. I noticed that there were different colored stakes along the penalty area. What do the different colored stakes mean?

Signed, In the Water

Dear In the Water, the player may play the ball as it lies or take a one-stroke penalty and drop in the relief area detailed in USGA Rule 17.1.

Red stake penalty options are:

- Stroke and distance
- Back-on-the-line relief keeping the ball in line with the flag. Ball must come to rest within one club length of where it was dropped in any direction even if it is closer to the hole.
- Lateral Relief, ball must come to rest within two club lengths (no closer to the hole) of where ball last entered the penalty area.



Yellow stake penalties are typically water hazards running across fairway in front of the green and options for relief are:

- Stroke and Distance
- Back-on-the-line relief
- Lateral relief IS NOT an option on yellow staked water hazards
- On CVWGC days a drop zone is available only on Hole #1

Note: There are specific rules for dropping a ball. The ball must be dropped from knee height and come to rest within the drop zone area. There is no longer the option to drop

from shoulder height (USGA 14.2e and 14.3b).

Finally, not meaning to state the obvious, In the Water, but you might want to consider avoiding the water hazards then you don't have to worry about all those pesky yellow and red stakes!



High Sierra Team Play (HSTP)

<u>Qualifying Date</u>	<u>Play Date</u>	<u>Location</u>	<u>Price Includes</u>
May 23rd	June 6th	Red Hawk	\$65.00 includes range balls & putting
June 27th	July 14th	Toiyabe	\$80.00 includes range balls & putting
July 25th	August 11th	Genoa Lakes	\$85.00 includes range balls & putting

Note: Members wanting to qualify for HSTP must play from the white tees on the qualifying date.



May Photos

Let's never stop making memories with each other.



Nine Club members traveled to Toiyabe Golf Club to attend the NNGA Spring Meeting, enjoy delicious Mexican fare, and then play 18-holes at their lovely golf course. L-R: Margaret Fay, Louise Sparks, Jeanine Felix, Lorna Johnston, Judy Brooke, Jan Singyke, Debbie Knapp, Patti Parker, and Diane Bartsch.



HSTP Hotties (5/15 at Red Hawk) L-R: Gail Ellingwood, Sara Cleary, Donna Sugden, Lorna Johnston, Debbie Steele, and Judy Brooke.



First Couples Golf of the season on May 17th. Eight CVWGC members and their spouses showed up to play and enjoyed a great night with golf, dinner, drinks and socializing. Clockwise starting with the green shirt: Sherrie & Dave Thorne, Vickie & Rick Oland, Louise & Garry Sparks, Judy & Gary Brooke, Claudia & Doug Meyer, Jan Singyke & Richard Torok, Sandy & Jack Trainer, and Donna & Colton (son) Sugden.



Par 3s & Par 5s Tournament Play May 16th tied for 4th place (L-R): Stephanie Percival, Natalie Dufty, Margie Stephens, and Judy Brooke.



NNGA Open Play Days

July 24th (Monday) at Empire Ranch in Carson City. Tee times start at 9:00 a.m. Cost is \$30.00/person and includes green fee, range balls, and cart. Sign-up deadline is July 15th at 5:00 p.m. Click on this link to signup: [Empire Play Day](#)

August 7th (Monday) at Hidden Valley Country Club (a private club in Reno). Tee times TBD. Cost is \$80.00/person and includes green fee, range balls and cart. Sign-up deadline is July 31st @ 5:00 p.m. Click on this link to signup: [Hidden Valley Play Day](#)

May 23rd Photos



L-R: Suze Ericson, Joan Sciarani, Jan Nolan and Beverly Hefferly, at the creek between Holes #17 and #18.



L-R: Judy Brooke, Sara Cleary, and Gretchen Dermody ready to tee off at Hole #4



Ready to launch: Lori McMahon and Jeanine Felix



Are we having fun yet? Joan Sciarani and Jan Nolan



Golfing buddies: Margie Stephens and Mary Milligan



Let's get this show on the road! Lacey Leonard and Claudia Meyer



Let's go golfing ,... but not without my coffee! Clarice Lommori and Dianne Ford



Partners in golf (not crime!): D-D Woodruff and Lorna Johnston



Two big Vickie hitters qualifying for HSTP: Vickie Rutledge and Vickie Oland



The wild and muddy Carson River at flood stage!



NNGA Tournament Schedule



- June 14 (Wednesday): **Teez & Beez Mixed Partners 9-Holes 2-Person Scramble** @ Wolf Run Golf Course, 5:00 p.m. [Register Here](#)
- June 19-20 (Monday-Tuesday) **Nevada State Women's Amateur Championship** @ The Club at Arrowcreek—Challenge Course. [Register Here](#)
- June 24-25 (Saturday-Sunday) **Hat Cutler BTG Series** @ Eagle Valley—West & East Courses. [Register Here](#)



Couples Golf @ CVGC



The next Couples Golf is scheduled for Wednesday, June 15th—a Nine-and-Dine event. It's a 5:00 p.m. shotgun start. Cost is \$45.00/person (season pass holders \$25.00/person). The price includes 9-holes of golf, cart, prize fund, and a delicious dinner prepared by Chef Steve. This event usually sells out, so be sure to contact CVGC early to make your reservation and have some great fun.

Phantom of the Open



Sony Pictures Classics new movie, “*The Phantom of the Open*” tells the true story of Maurice Flitcroft, a laid-off crane driver who at the age of 46 chanced his way into the British Open in 1976 having never played a round of golf in his life. He would shoot the Open's record worst score of 121.

15 years after Maurice Flitcroft's passing, a new British film tells the extraordinary true story of how the chain-smoking crane driver from Barrow-on-Furness attempted to qualify for The Open despite never having played a round of golf before. His efforts drew the ire of the

golfing elite, saw him post the worst score in the tournament's history, and ensured he became a British folk hero. You can watch it on Netflix, Prime Video, Redbox, Vudu, Apple TV, or on your Roku device.

I highly recommend this entertaining movie and give it 5 stars! ★★★★★



Birthdays

Linda Davis—June 2
Sandy Trainer—June 5
Felicia Sotomayor—June 8
Mary Milligan—June 11

We want not only your photos for future editions of *Golf Gossip*, but also any fun/funny tidbits of golf gossip you experience with your golfing partners! You can email your pictures and stories to: judy-psalms100@gmail.com

Thank you for helping make *Golf Gossip* fun, informative and worth reading.



Judy Brooke

President and Editor

Assistant Editor: Suze Ericson

