

Golf Gossip

March 2023, Volume 3

Technology at your Fingertips



A Note From the President



Spring is here, but you'd never know it by the weather forecast! Our new season starts in just a couple of weeks. I hope you're all ready for another year of fun with your golfing girlfriends. I know I'm looking forward to spending time with all of you this year.

This issue of "Golf Gossip" is devoted to technology. Some of you get very excited about technology while others start to shiver and shake, running for cover! Well, you can run, but you can't hide from it any longer. Whether we like it or not, there are times when we just have to buckle up, learn to embrace technology, and realize that it can be our friend and not our foe.

I sometimes wonder how I survived without some of the technology we have today. I love getting my questions answered right away when I do a Google search. My cell phone could almost be my best friend. Do you

wonder how you and your family ever survived without a cell phone? I'm sure we can all remember the days when there were only land lines and once we left the house there was no instantaneous contact or communication with spouses, kids, or whoever. It's almost too hard to believe, isn't it?

Well, the golfing world is no exception. Technology is here and it's here to stay so we might as well embrace it. In this issue, we will help you explore the different ways technology can help you on and off the golf course.

Let's learn together!

Judy Brooke
President



What's Inside:

Carson Valley Golf Course App	2
USGA Rules App	3
What Is a Ball-Marker	4
Golf Gizmos and Gadgets for 2023	4
Dear Patti	4
Golf Technology Improvements	5
Techno Gizmos Used by the Pro	6
On My Mary Way	7
The Best Guesser	7

 **Happy** 
St. Patrick's Day





Using the Carson Valley Golf Course App

Download the Carson Valley Golf Course App to enhance your golf experience on the course. The app is available at either your Android or Apple app store and includes many features. What we will be focusing on in this article is the course GPS.

After downloading the CVGC App to your phone you will need to add your personal information. When you are on the course getting ready to play a round, on the App's home screen:

- Click on the **"SCORECARD & GPS"** button.
- Select what type of round you want to play (18 Holes, Front 9, or Back 9).
- Click on your initials on the scorecard and update any information. The default tees are white, so if you play from another tee, you will need to change your tees **every time** you use the app.
 - Click on **"Done"**
 - Click on the blue **"Save"** button.
- If you are **not** starting on Hole #1, you can scroll to the hole you are going to start on and click on the green hole number. A pop-up box will appear asking if you want to go to the start hole. Click on **"NO"** to stay on the hole you selected.
- A Gallus Tour pop-up box will appear, simply click on the **"X"** in the upper right-hand corner to exit the box. You will now see a drawing of the hole you selected to play.
- Hit your tee shot, advance to your ball location and look at the app to see how many yards to the green. (Note: BG=Back of Green; CG=Center of Green; FG=Front of Green.)
- The App's GPS will continually provide updated yardage to the green.
- When you have holed out on the hole you are playing, click on the grey **"RECORD STROKES"** button.
- The App is preset to record par for each hole. Click on either the plus or minus buttons to set your score for that hole and then click the blue **"RECORD"** button.
- The App will automatically advance to your next hole.
- When you have completed your round (whether 9 or 18 holes), you will automatically advance to your **"SUMMARY"** page that will show you your total strokes for the round. While you can post your round from here, **on Women's Club days, we ask that you do NOT post your round.**



For more useful features on the App and screen-by-screen instructions, click on this green link to access the [User Manual](#)

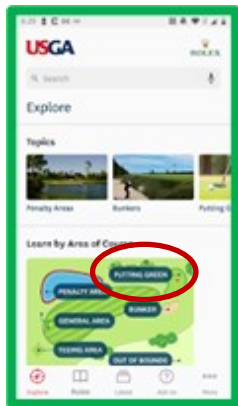
See how easy that was? Next time you're out on the course, be sure to use the App!



Need a Rule Clarification?


Your Answer is Just a Click Away!

**USGA
RULES
OF GOLF**



Once you have downloaded the free USGA Rules of Golf app from your Android or Apple store, when you first open up the app you come to this main screen. From this screen you can click on either **Topics** (top part of the screen) or **Learn by Area of the Course** (lower part of the screen).

As an example, under “**Learn by Area of the Course**”, I clicked on the “**Putting Green**” button to learn rules for that area of the course. This is the screen that will pop up providing you a definition and description of the area of the course you select.



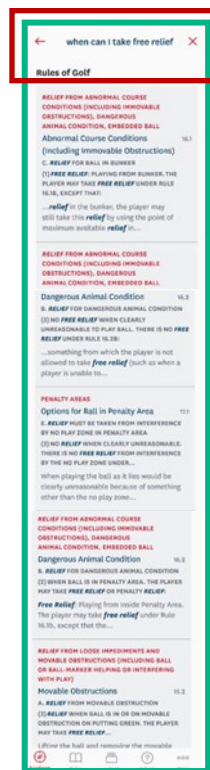
If you scroll down, you are then provided with the different rules that pertain to that area of the golf course (in this instance, the putting green).



Another option is to click on “**Topics**” (I clicked on “**Penalty Areas**”), then you are taken to this screen. Note: To view all the video topics covered, scroll right.



From this screen you have a few options: ❶ You can view a short video explaining penalty areas; ❷ you can read information on penalty areas; ❸ the Rules of Golf that pertain to penalty areas are listed; and ❹ there are Frequently Asked Questions regarding penalty areas — all right at your fingertips.



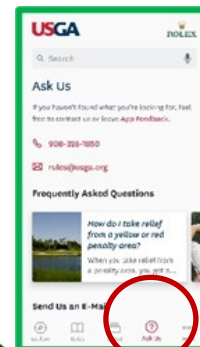
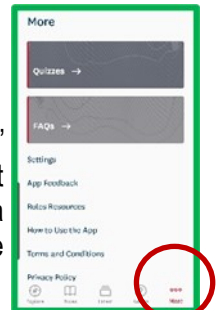
Just below the “**Learn by Area of the Course**” on the opening page, there are twelve “**Rules of Golf Explained**” videos that provide a visual learning experience to help you better understand the rule being explained.

If all else fails in finding an answer to your rule question, you can always use the search function at the very top of the screen. You can either type in your question or you can tap on the small microphone and ask your question.

Using the microphone, I asked the question, “When can I take free relief?” To the left you’ll see just a few of the responses the app provided.



If you click on the three dots (⋮) “**More**” icon at the bottom of the screen, this is what you will see and from there you have a number of different options to pursue including “How to Use the App”.



If you click on the “**Ask Us**” icon at the bottom of the screen, this is what you will see and from there you have a number of different options to pursue.

This brief overview of the USGA Rules app is not meant to be a comprehensive user manual. It is an overview of a few of the App features so you can feel comfortable using it on the course the next time you play.



Did You Know?

Ball-markers must be artificial, such as a tee, coin, the toe of your putter, or other small piece of equipment. A natural object like a leaf or twig may **not** be used as a ball-marker. While the ball-marker typically is placed behind the ball, according to USGA Rule 14.1, it may be placed right behind or right next to the ball as long as it accurately marks the position of the ball. Just remember, when you replace the ball, put it back in front of or to the side of the ball marker, depending on how you originally marked it. Click on the green link to see a short USGA video that explains what can be used as a ball-marker: [Ball-Marker](#)



More Golf Gizmos

Tracey Blake, from The Woman Golfer, recently visited the PGA Merchandise Show in Orlando, Florida. She said there were a lot of great golf gizmos at the show. Click on any of the three links below to see what Tracey thinks are the latest and greatest gizmos and clothing. You never know, you may find something you just can't live without!

[GOLF GIZMOS](#)

[GLOVE IT!](#)

[GOLF APPAREL](#)



Dear Patti

Patti Parker's Monthly Rules Advice Column

I was so excited to start the season. I got to the 1st tee and tried to tee up my ball. I couldn't get the tee in the frozen ground. What are my options?

Signed, Can't Tee It Up

Dear Can't Tee It Up, that's what happens this time of the year. You can use something mechanical to make a hole in the ground for your tee, or you can use a tee that sits on top of the ground. You will need to make sure is at the correct height for you. They have a few styles of tees that sit on top of the ground in the Pro Shop that you may want to look at. Enjoy the new season, and tee it up!



20 Best Golf Gadgets

There is an abundance of products on the market to improve every facet of your game. Whether you need to boost your short game or improve your club selection, there is a gadget to assist.



In this post, Matt Callcott-Stevens looks at the best golf gadgets for 2023. He zeroed in on the gadgets that add real value to your game and golfing experience, they look at it all—from rangefinders and swing sticks to chipping nets and golf ball washers.



Click on this link: [GOLF GADGETS](#) to read the full online article where you will learn all about the best golf gadgets that could help you take your game to the next level.



Golf Technology Improvements



Golf Ball Technology Improvements

The golf ball is one of the most important pieces of equipment in golf, and it has seen some big changes over recent years. These include:



- The increasing popularity of balls that allow golfers to hit longer distances (e.g., distance balls).
- More accurate golf balls with higher spin rates for increased control around the green (e.g., mid-range irons and wedges). There are also new types like “smart” golf balls which can record where they land on a course! This does mean you need to be careful if you lose your ball during play though as companies will try to charge you more money for this type than regular ones. They do offer some pretty cool features though! Another technology that may be coming in the future is golf balls that are made from graphene. This material is incredibly strong and light, which could lead to some amazing new golf ball designs!

Golf Bag Technology

There is now also a lot of technology being put into golf bags! This includes features like sensors that can tell you how many rounds you've played, how often you practice and your average score for each course. Some golf bag companies are even starting to develop golf carts that come equipped with their own bags! This is great news for anyone who plays golf regularly and finds themselves walking over 18 holes. The main types of golf bag technology that have been developed include:



- Lightweight golf bags that are easier to carry.
- Golf bags with more storage space for golf clubs, balls, tees and other golf accessories.
- Golf bags with pockets that can be easily attached to golf carts.
- Golf bags with handles and wheels for easier transporting.

Golf Club Technology Improvements

Just like golf balls, golf clubs have also seen some big changes in recent years. The main types of technology that have been developed include:

- Clubs that are designed to help golfers hit the ball further (e.g., drivers).
- Clubs that help golfers hit the ball more accurately (e.g., fairway woods).
- Golf clubs with higher lofts or heads that are more angled (e.g., hybrids).
- Golf clubs with increased distance between the club head and shaft, which will give golf.
- Clubs with a higher degree of accuracy for shots around the green (e.g., wedges).



Golf Training Technology Improvements

If you've ever wanted to learn golf more quickly, there are now a number of new technologies that can help! These include:

- Videos/apps which allow users to track their progress and measure things like swing speed or distance for each shot (e.g., GolfSense).
- Virtual reality golf training programs that use 360-degree videos with interactive elements such as targets on the ground (e.g., Toptracer Range).



While some people may not be fans of technology in golf, it is clear from these examples that we will see many more advancements in this area moving forward! We might even start seeing taking on the role of caddies, using golf carts that drive themselves and even playing golf in space!

Click on this link to access the article online: [Technology](#)



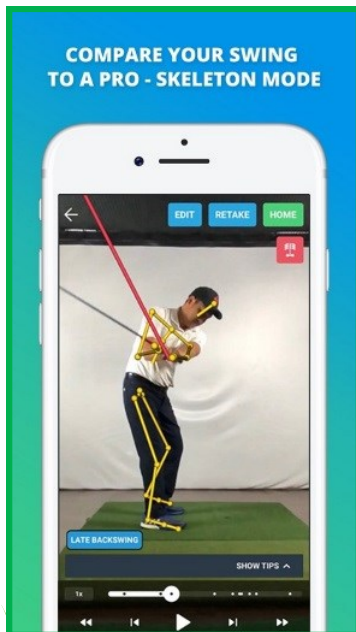
Techno Gizmos Used by the Pro

When you take a lesson from our experienced Golf Club Pro, Dan D'Angelo, you not only get his expert golfing knowledge to help you improve, but you also get to take advantage of the many technological tools he employs to further enhance your game. Here are just a few of the tools Dan has in his teaching tool box to help you get your game on.



The **Garmin Golf App Approach R10 Launch Monitor** allows Dan to instantly view your recorded detailed statistics and shot analyses. Stats include club head speed, club face angle, club path angle, angle of attack, ball speed, launch angle, launch direction, spin axis, spin rate, apex height, smash factor, carry distance, total distance and deviation distance. With the data R10 provides, you'll be able to dial in your distances, see your spin rate and launch angle metrics (which are the most important metrics to work on if you're looking to hit the ball further), see your shot shape, and fix errors in your swing using its advanced club metrics like club path. Now that's a lot of information to help you improve your swing!

The **Swing Caddie SC300i Golf Launch Monitor** is the latest and most innovative addition to the family of portable launch monitors. This innovative tool provides Dan with a comprehensive practice experience for your golf game. The SC300 features include voice output, remote control, loft angle adjustment, barometric pressure calibration, and instant visual feedback on your carry distance, total distance, swing speed, ball speed and smash factor. In addition, launch angle and apex (max height), ball speed, club speed and launch angle are measured directly. This tool can record videos of your swing in Practice Mode and overlay it with your shot data. One more tool for Dan to utilize to help you improve your golf swing!



4D Motion for Golf is the most advanced, flexible, yet easy-to-use motion capture system for body and club. This tool provides Dan with real-time biofeedback, 3D visualization and tools, and how-to videos from the top coaches in golf to help you bring your game to the next level. Benefits include increasing your swing speed, making more consistent contact, reducing your slice, and improving your short game.

How can you not improve your swing with all these techno gizmos available when you take a golf lesson from the Pro, Dan? To sign up for a lesson you can go the golf course's website www.carsonvalleygolf.com, click on the "INSTRUCTION" button on the top bar, and then on the drop down menu click on "Book Online Lessons". You can also sign up on the Carson Valley App by clicking on the "LESSON & CLINICS" button.

Get ready for the 2023 season and book your technology-enhanced lesson today!



On My Mary Way

By: *Mary Fesenmaier*



The 2022 season was Mary Fesenmaier's last golf season with the Carson Valley Women's Golf Club. Mary has been with the Club from the time they migrated over from Mason Valley. As she states in her "farewell" below, this is a bittersweet time.

My farewell to the Carson Valley Women's Golf Club is bittersweet. I have met so many wonderful ladies and have played in oodles of fun tournaments. When Darlene Zippwald first approached Tom and Manya about starting a club, we were told they would treat us like queens! The entire staff has fulfilled that promise.

I was very active in the Mason Valley Club, but have been a bit of a wallflower at CVWGC as I only filled in as President one year and the Co-chair of the Scholarship Committee for several years.



Now it is time for me to do some more traveling. My goal for 20 years has been to explore 50 national parks. So far, I have made it to 45! Time is marching on!

Gardening also keeps me hopping in the summer. I will be swinging a shovel or a hoe while you are swinging a club chasing that little white ball. I never was very good at that!

Keep swinging, my friends.




Mary, you will be greatly missed by all your friends here at CVWGC. Wishing you every good thing that the future holds for you as you pursue your goal of visiting five more National Parks. Here's an Irish blessing for you:

*When we count our blessings,
we count you twice.*



The Best Guesser!



Congratulations to Debbie Knapp who guessed the closest day to Carson Valley Golf Course's full opening day. Debbie's guess was March 16th and opening day

was March 14th. Now that's a pretty good guess. On the another hand (not to make you feel bad, ladies!), the worst guessers were Kathy Belvel with February 25th and Debbie Steele with April 8th.

We want not only your photos for future editions of *Golf Gossip*, but also any fun/funny tidbits of golf gossip you experience with your golfing partners! You can email your pictures and stories to: judy psalms100@gmail.com

Thank you for helping make *Golf Gossip* fun, informative and worth reading.



Judy Brooke

Vice President & Editor

Assistant Editor: Suze Ericson

